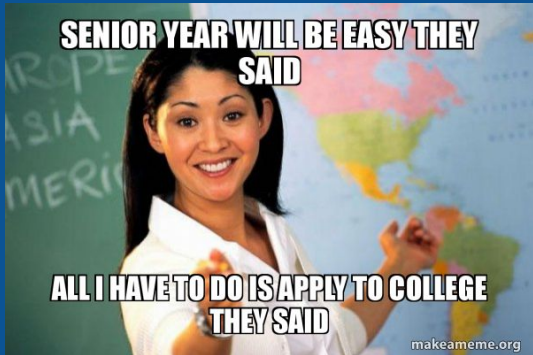




Welcome Seniors!





COUNSELOR BREAKDOWN

Mr. Melvin: A - Dam, Dual Credit

Ms. Tauer: Dan - Jal

Ms. Ginter: Jam- Nar, Life Skills

Mr. Hartwig: Nas - Schu, Freshmen ELL

Ms. Marciniac: Sci - Z, Soph-Senior ELL



12TH GRADE CHECKLIST

Link: [College Planning: 12th Grade](#)

CollegeBoard Access

College Planning: 12th Grade

Want to know if you're on track in the college application process? This checklist shows you what you should be doing, and when.

When you complete steps marked with * you may be eligible for College Board Opportunity Scholarships. Learn more at: cb.org/opportunity.

FALL

- Strengthen Your College List***: Meet with a counselor about your college choices and, if you've not yet done so, download college applications and financial aid forms. Make sure you have a balanced list of academic safety, fit, and reach schools. Plan to visit as many of these colleges as possible.
- Create a master list or calendar that includes:**
 - * Tests you'll take and their fees, dates, and registration deadlines
 - * College application due dates
 - * Required financial aid application forms and their deadlines (aid applications may be due before college applications)
 - * Other materials you'll need (recommendations, transcripts, etc.)
 - * Your high school's application processing deadlines
- Ask a counselor** to help you request a fee waiver if you can't afford application or test fees.
- Improve Your Score***: Many seniors retake the SAT in the fall. Additional coursework and practice with Official SAT Practice on Khan Academy* since your last test could help you boost your performance. Plus you already know what to expect on test day.
- Be sure** to have your SAT scores sent to the colleges to which you are applying.
- Complete the FAFSA***: To apply for most financial aid, you'll need to complete the FAFSA. Oct. 1 is the first day you can file the FAFSA.
- Complete the CSS Profiles**: CSS Profile™ is an online application used by certain colleges and scholarship programs to determine eligibility for their aid dollars.
- Prepare early decision/early action or rolling admission applications** as soon as possible. Nov. 1–15: Colleges may require test scores and applications between these dates for early decision admission.
- Ask a counselor or teacher** for recommendations if you need them. Give each teacher or counselor an outline of your academic record and your extracurricular activities. For each recommendation, provide a stamped, addressed envelope and any college forms required.
- Write first drafts** and ask teachers and others to read them if you're submitting essays. If you're applying for early decision, finish the essays for that application now.
- Apply to College***: Submit your applications to the schools that you want to attend.
- Ask counselors** to send your transcripts to colleges. Give counselors the proper forms at least two weeks before the colleges require them.

WINTER

- Keep photocopies** as you finish, and send your applications and essays.
- Give the correct form** to your counselor if the college wants to see second-semester grades.
- Have your high school send a transcript**—it is sent separately by mail to colleges if you apply online to colleges.

SPRING

- Keep active in school**. If you are waitlisted, the college will want to know what you have accomplished between the time you applied and the time you learned of its decision.
- Visit your final college before accepting**. You should receive acceptance letters and financial aid offers by mid-April. Notify your counselor of your choice. If you have questions about housing offers, talk to your counselor or call the college.
- Inform every college** of your acceptance or rejection of the offer of admission and/or financial aid by May 1. Colleges cannot require your deposit or your commitment to attend before May 1. Talk to your counselor or adviser if you have questions.
- Send your deposit** to one college only.
- Take any AP Exams**. Show what you've learned in your AP classes. A successful score could even earn you credit, advanced placement, or both in college.
- Waitlisted by a college?** If you intend to enroll if you are accepted, tell the admission director your intent and ask how to strengthen your application. Need financial aid? Ask whether funds will be available if you're accepted.
- Work with a counselor** to resolve any admission or financial aid problems.
- Ask your high school** to send a final transcript to your college.
- Review your financial aid awards**: Not all financial aid awards are the same, so it's important to choose the aid package that's best for you and your family. Be sure to note what you have to do to continue receiving financial aid from year to year, and how your aid might change in future years.



ATTEND COLLEGE FAIRS!

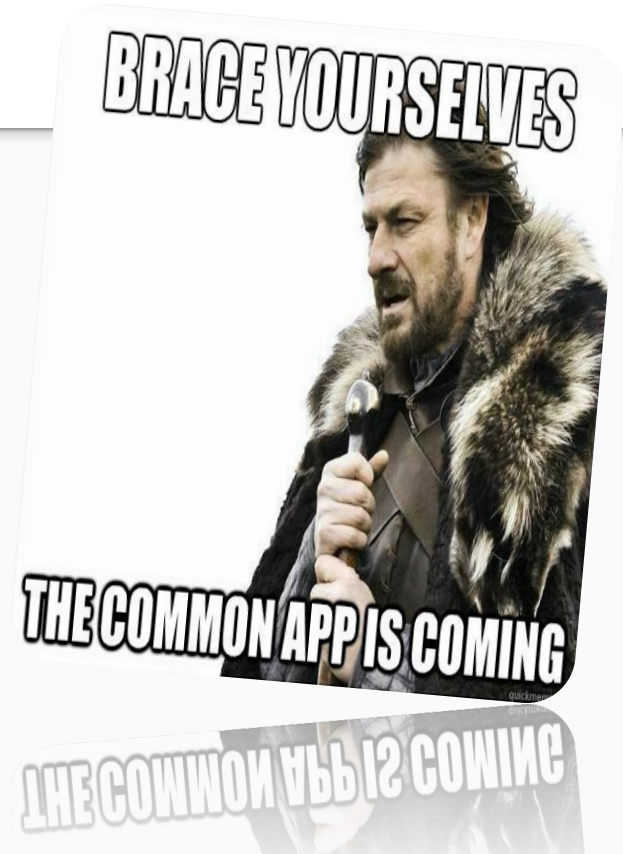


- Attend these one-day events for students and families to connect with hundreds of colleges to learn about majors, scholarships and more!
 - For College Fair dates and more information:
 - [Click here for details](#)
- If you have any questions, please reach out to NACAC at virtualfairs@nacacnet.org



THE APPLICATION

- Online (direct to institution or Common App)
- Transcript/Self-reported academic record
- Send test score directly
- Application fee – Waiver?
- May also need:
 - Teacher letter of rec
 - Counselor letter of rec
 - Counselor school report
 - Record of extra-curricular activities
 - Essay/Personal Statement



APPLICATION ORGANIZER

EXAMPLE

Application Prep ☆ 📁 🌐

File Edit View Insert Format Data Tools Add-ons Help [Last edit was made 1 hour ago by Gina Tauer](#)

100% \$ % .0_ .00 123 Default (Ari... 10 B I S A 📏 📐 📑 📊 📈 📉 📌 📍 📎 📏

A1 fx Schools

	A	B	C	D	E	F	G
1	Schools	Application Type	Application Deadline	Fees	Transcripts/Self Report	Recommendation letters	School Reports
2	UCF	CA	Rolling				
3	University of Tampa	CA	EA Nov 1st	Free App	Transcript needed	none required, 1 submitted	yes, CA school report
4	Florida State	CA					
5	Uofl Urbana	CA					
6	Wisconsin Madison	CA					
7							
8							
9							
10							
11							
12							
13							
14							
15							
16							
17							
18							
19							
20							
21							
22							

TOP COLLEGE APP MISTAKES

- Missing a deadline
- Misspelling and grammar
- Not reading carefully
- Letting Mom or Dad fill out the app
- Not submitting
- Forgetting signatures
- Inappropriate email/not checking regularly
- Not following up to make sure your app is complete

Nothing says
regret like the
email address
you made as a kid.

[College Application Checklist](#)



SAT SCORES



- **Very important: We do not list your SAT score on your transcript.**
- This means that you **MUST** request for your official SAT score to be sent from SAT to the college you are applying to
- You can do this through your student account on www.collegeboard.org
 - If you are taking the SAT a second (or third or fourth) time, you can always let a college know that you have taken the SAT again and that your score will be sent to them as soon as it is available.
- [Upcoming SAT Test Dates and Deadlines](#)
- Looking for SAT prep? [ECC SAT Prep](#) or [College Board](#)
- Check admission requirements, many colleges/universities may be test optional

APPLICATION DEADLINES & TYPES OF ADMISSION

BE MINDFUL OF APPLICATION DEADLINES!!!!!!!!!!!!!!

- Early Decision (binding agreement)
- Early Action
- Regular Admission
- Rolling Admission
- Waitlist
- May 1 – Decision


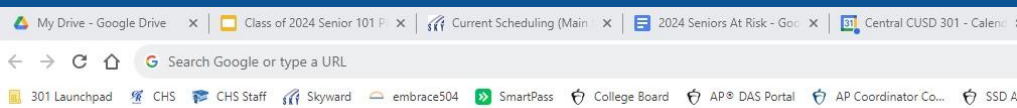




PERSONAL STATEMENT

- Don't spend time talking about your GPA or class rank. They can see that on your transcript.
- Talk about why you want to be there, what you will bring to that campus and other significant/unique qualities about you.
- It is also an opportunity to explain any poor grades that may have occurred (TIP: NEVER say "I'm a bad test taker.").
- You may use the same personal statement for multiple colleges but EDIT CAREFULLY!!

HOW TO LOGIN TO SchoolLinks



ON-BOARDING

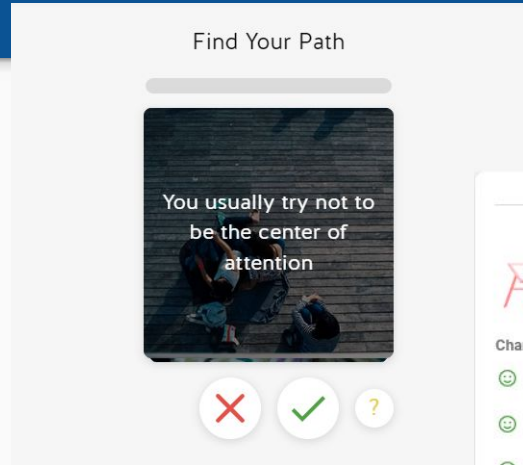
‘Find Your Path’

When logging in for the first time, SchooLinks requires you to do On-Boarding.

This segment maps out your personality from different scenario questions.

Your results will show you your character traits, and job clusters that match your personality. *It's useful to have a career that matches your traits.*

You will also see like minded individuals.





SchoolLinks

GETTING STARTED

College Application Manager

- Complete Personal Details
 - Use YOUR home address
- Fee Waiver (do you qualify?)
 - If you receive free/reduced lunch, you qualify for an application fee waiver. *You will be asked to verify this!*
- FERPA Waiver
 - Waiving your rights lets colleges know that you don't intend to read your recommendations, which helps reassure colleges that the letters are candid and truthful.
- Using submission tracker, student checklist, how to request a teacher recommendation
click here: [Getting Started with College Application Manager](#)

COMMON APPLICATION

Common App Link: <https://www.commonapp.org/>

- You will only fill out a Common Application if you are applying to more than one school within the 900 schools associated with common app.
 - To see a list of schools that use Common Application, click [here](#)
- Select the colleges you want to apply to
 - Generally, only worth doing for 3 or more, or exclusive
- Many schools may require other supplemental forms
 - Be sure to check all materials that must be submitted to each school you're applying to!
- You will request letters of recommendation on SchooLinks.



[Common App Step-by-Step Guide](#)

[Common App First Time Application Walkthrough](#)

COMMON APPLICATION

If you are applying via Common App, be sure to link your Common App and SchooLinks accounts: [Link your SchooLinks & Common App accounts](#)

It is mandatory to link your Common App account with your SchooLinks account so counselors and teachers can send supporting documents (transcripts and letters of recommendation) to your Common App schools.

- In SchooLinks, go to **Colleges** → **College Applications** and click **Link Common App Account**
- Follow the prompts on the screen to link your account
- Additionally, you need to complete the following three steps in your Common Application to finish the linking process:
 - Add at least one college to your Common App under **College Search**
 - Enter 'Central High School' as your high school under **Education**
 - Complete the [FERPA waiver](#) under **My Colleges** → **Recommenders and FERPA**



After your Common App & SchooLinks accounts are synced, the colleges/universities added on your Common App account will automatically be imported into SchooLinks. If you add additional colleges/universities at a later date, they will be updated & added to your SchooLinks account nightly.

STARTING THE APPLICATION

After you click *Add Application* it will take you to the school page. You will answer the questions to the best of your ability.

You will select either Common App -or- School specific online app. (Either choice is fine)

Both choices will take you through questions and requirements.

Note- Some schools may only have one option.

The screenshot displays the Illinois State University application portal. At the top, the university's logo is visible, followed by the text 'Illinois State University >'. Below this are navigation links for 'Admissions', 'Application Info', and 'Financial Aid'. A status bar indicates 'Application status: In Progress '. A message box states: 'We've added the application method, application type and document destination available for this college. If you can't find the option you're looking for, let us know in the chat.' The 'Application Method' section offers two options: 'common app' and 'School-specific online app'. The 'Application Type' section offers three options: 'Early Action Nov 1', 'Priority Nov 1', and 'Rolling Apr 1'. Blue arrows point from the text on the left to the 'common app' and 'School-specific online app' options.



USING SchooLinks



- Add the college to your application list on SchooLinks:
 - If you need help setting up an application, please see [this overview with detailed steps](#)
- If you are applying via Common App, be sure to link your Common App and SchooLinks accounts: [Link your SchooLinks & Common App accounts](#)
- Once you have added a college to your application list in SchooLinks, any required documents from counselors (like initial and midyear transcripts) are automatically requested.
 - For more details, view this article: [How to Request Transcripts be Sent to a College](#)
- ***To view any SchooLinks help article, a student must be logged into their SchooLinks account**

REQUESTING YOUR TRANSCRIPT

[How to Request Transcripts be Sent to a College](#) Once you have added a college to your application list in SchoolLinks, any required documents from counselors (like initial and midyear transcripts) are automatically requested.

Self-Reported Transcripts

- Some college applications require students to submit a self-report transcript. In this case, students do NOT need to order an official transcript at the time of application.
- The students will enter all of their courses and grades on the application. This information needs to be entered exactly as it appears on the student's transcript. Therefore, we recommend using an unofficial copy of your transcripts to complete this section.
- Please note that you will still need to send a final official transcript via SchoolLinks to the college you decide to attend. This happens in May of senior year.



LETTERS OF RECOMMENDATION

- Read the application directions
 - If the school doesn't ask for one, don't send one!
- Ask your recommender face-to-face
- Complete request in SchooLinks
- Allow 2-3 weeks
- Thank the writer

Once you add the college application, the required documents (transcript, counselor recommendation) will be auto-requested to your School Counselor

RECOMMENDATION FROM TEACHER

After you complete the questions on SchoolLinks or Common App. This is where you can add a Recommendation.

If the school allows it you can click 'Add Recommender' then search for your teachers name.

This will notify the teacher and allow them to type in or load a PDF of the recommendation.

Rice University >
Admissions | Application Info | Financial Aid

Application status: 🔥 In Progress ✎ Comments

Method	Type	Deadline	Destination	
School-Specific Paper Application	Early Decision	Nov 01	In Network	✎

TEACHER RECOMMENDATIONS

Remember to update your student profile and communicate with your teachers before adding them as a recommender on SchoolLinks.

2 Required

Instructions from college: The two teacher recommendations serve to highlight the applicant's academic strengths and contributions in the classroom. Both of these recommendations should be from teachers of core academic subjects, and ideally one recommendation would relate to the applicant's intended area of study. Though not a requirement, we would prefer letters come from teachers who have taught the student for a full course.

✎ ...
the School Selection

✎ ...

+ Add Recommender Required

+ Add Recommender Required

COUNSELOR DOCUMENTS

We've researched what your counselor.

Transcript
+ Added 08/25/2023

Counselor Recommendation
+ Added 08/25/2023

NACAC Fee Waiver
+ Added based on stu



SCHOLARSHIPS

- Applying to schools should be your priority right now but you also want to begin looking for money.
- Start or continue your scholarship search
- You can do larger scholarship searches in SchooLinks or on sites like www.fastweb.com and www.scholarships.com.
- [College Board](#) also has scholarship search tools.
- Check out [Cappex](#), [Big Future](#) and [Gates Scholarship](#)
- Check out [Scholarship Central](#) for a list of scholarship opportunities available to Central 301 students! Check back often as this is updated throughout the school year.





ADDITIONAL POST SECONDARY OPTIONS

- [Trade Union Information](#)
- [Why You Should Consider Trade School](#)
- [List of reputable technical/vocational schools](#)
- [Skilled Labor Careers Guide](#)
- [List of Resources and Links](#)
- [Different Ways to Thrive](#)
- [Not Sure Where to Start?](#)
 - [Paths After High School Presentation](#)
 - [Different Ways to Thrive](#)





GRAD REQUIREMENT!

- **FAFSA completion is now a graduation requirement**
- FAFSA submission begins December 2023
- Visit <https://www.isac.org/> for more information!

- Please contact our ISAC rep, Avalon Bruno (bilingual), if you need assistance completing your FAFSA or have any questions about financial aid.
 - Avalon.Bruno@illinois.gov or 847-650-1687



FINANCIAL AID



Financial Aid help from the [Illinois Student Assistance Commission!](#)

We will be hosting various Financial Aid events this Fall including Financial Aid Night, Financial Aid Application Workshop, and more! *Check your email for upcoming dates/times!*

ECC also offers various Financial Aid resources and appointments even if you're not applying to or attending ECC!





FINANCIAL AID



Financial Aid help from the [Illinois Student Assistance Commission!](#)

Seniors and Parents!

Interested in learning how to pay for college?

Come on out to **Financial Aid Night**
on **Wednesday, November 8th at 6PM**
Central High School Auditorium



STUDENT ATHLETES

NCAA/NAIA Eligibility Centers

Student athletes who want to continue sports in college...create your accounts for NCAA/NAIA

- [NAIA](#) (click on link!)
- [NCAA](#) (click on link!)
- Send transcript and request test score report
- Check your core courses (16-D1)
 - Click [here](#) for academic requirements
- See your counselor if you have questions






I DON'T KNOW WHAT I'M DOING NEXT YEAR!

ECC College & Career Readiness Events

- [Paths After High School](#), 10/3 at 6PM (virtual)
- [Transitioning to College](#), 4/2 at 6PM (virtual)

[What Can I Do With This Major?](#)

[Post-Secondary Resources](#)





STAY IN THE LOOP



- **CHECK YOUR EMAIL DAILY!!!!!!!!!!!!**
- Central High School Website <https://chs.central301.net/>
- Follow Student Services on Twitter [@301Rockets](https://twitter.com/301Rockets)
- District 301 Twitter [@Central301](https://twitter.com/Central301)
- [Scholarship Central](#) scholarship opportunities available to Central 301 students!
- [College Resources One Stop Shop](#)



Scan QR Code for Attendance REQUIRED!



Class of
2024

WE ARE CENTRAL!
ROCKET UP!